

Options Committee

Presentation:

Middle Level Education

Dr. Lloyd Jaeger - September 29, 2005

1. NYS Middle Level Policy Overview
2. Middle Level in Wappingers
3. Grade Configuration Research
4. NYS Grade-Span Trends (23 Years)
5. WCSD Staff & Community Surveys
6. Middle Level – Concept Not Grades
7. Future Opportunities & Efficiencies

NYS Education Department (SED)
Middle Grades Defined: 5-8
James Kadamus, Deputy Commissioner
July 30, 2003

Reporting on SED Statewide Survey Results:

Asked to identify "middle-level grades,"

28% noted grade 5,

82% chose grade 6,

89% selected grade 7,

87% picked grade 8,

and only 5% identified grade 9.

REGENTS POLICY STATEMENT

Essential Elements of Middle Level Education

Finding the "Common Good" in Middle Level Education

The NYS Middle Level

Seven (7) Essential Elements

- 1. Philosophy and Mission**
- 2. Educational Program**
- 3. Organization and Structure**
- 4. Classroom Instruction**
- 5. Educational Leadership**
- 6. A Network of Academic and Personal Support**
- 7. Professional Learning**

POSITIVE IMPACT

The “Essential Elements” in Wappingers

- **Mission and Vision that Supports Middle Level Education and Child Development**
- **Educational Program that is Standards-Based and Academically Challenging**
- **Interdisciplinary Instruction**
- **Teams and Houses**
- **Flexible Scheduling**
- **Technology Integration**
- **More...**

Grade Configuration Research

- **The Trend**: “A shift from junior high schools (grades 7-9) to middle schools (grades 5-8 and grades 6- 8).”
- **The Key**: “The incorporation of recommended practices for young adolescents remains the key to being effective with the 10-14 age group.”
- **The Focus**: “The focus should be on meeting the educational needs of the students rather than on school grade configurations.”

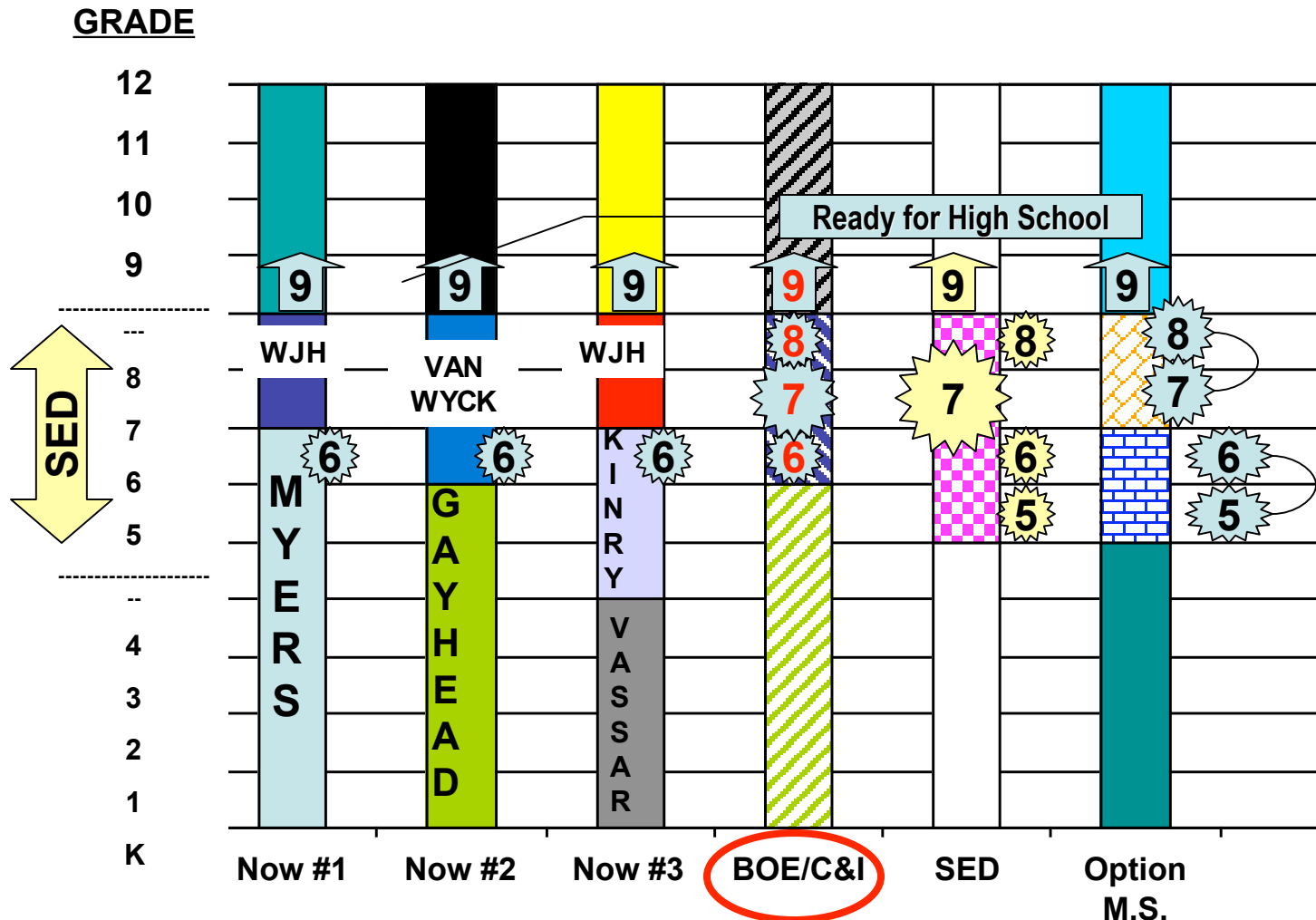
Grade-Level Reorganization in NYS

The Number of School Buildings with Specific Grade Configurations

Grade Span	1981-82	1991-	1999-00	2000-01	2001-02	2002-	2003-	2004-	23-Year Change	
		92				03	04	05	#	%
K/1-5	452	789	1,040	1,124	1,147	1172	1164	1220	+	+
K/1-6	1,468	981	659 ⁰	599 ⁴	570 ⁷	547	530	495	- 97 ³	- 66 ¹⁷⁰ %
K/1-8	71	60	97	108	106	106	103	113	+ 42 ⁶	+ 59 ⁸ %
K/1-12							76	80	+ 4 ⁸	---
5-8	50	87	101	102	99	98	110	115	+ 65	+ 130%
6-8	162	292	397	436	463	473	478	494	+	+
6-9	34	30	15	14	13	11	16	15	- 19 ³	- 56 ²⁰⁵ %
6-12	16	30	43	48	45	48	51	54	+ 38 ³	+ 238 ² %
7-8	120	93	71	76	75	73	72	73	- 47 ²	- 39%
7-9	211	78	39	29	25	23	26	20	- 191	- 91%
7-12	227	224	171	168	156	146	131	133	- 94	- 41%
9-12	398	470	556	575	595	604	620	628	+	+ 58%
10-12	109	36	24	23	21	16	15	16	- 93 ²	- 85 ³ %

Middle Level Education:

A Set of Concepts ... Not Grade Levels



“The implementation of good practices and strong programs, not grade configuration, determines the effectiveness of schools for young adolescents.”

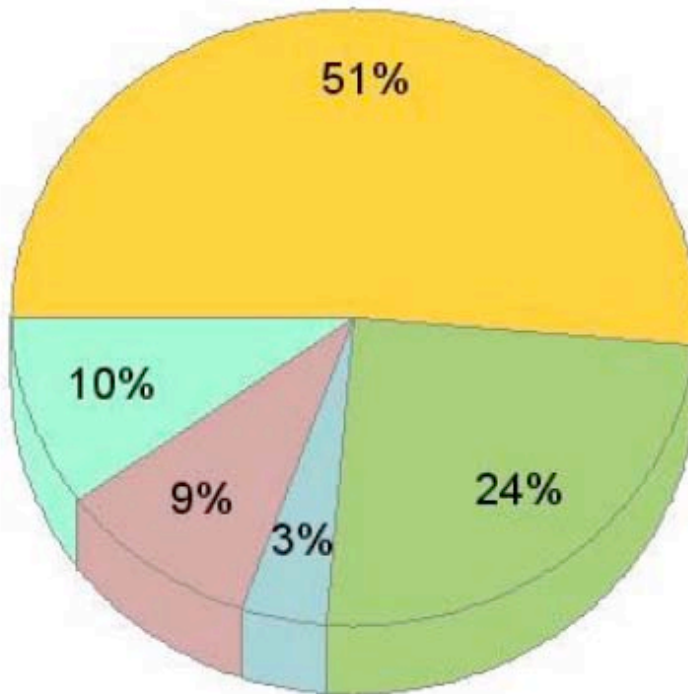
National Middle School Association, (1995)

COMMUNITY/PARENT SURVEY

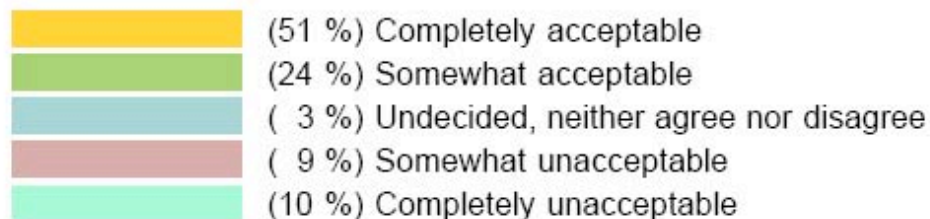
Grade Configurations: **K-6**, **7-8**, 9-12

Q3. Kindergarten through Grade 6 would attend elementary school and Grades 7 and 8 would attend middle school.

N = 307



75%
of Responses
“Completely”
or
“Somewhat
Acceptable”

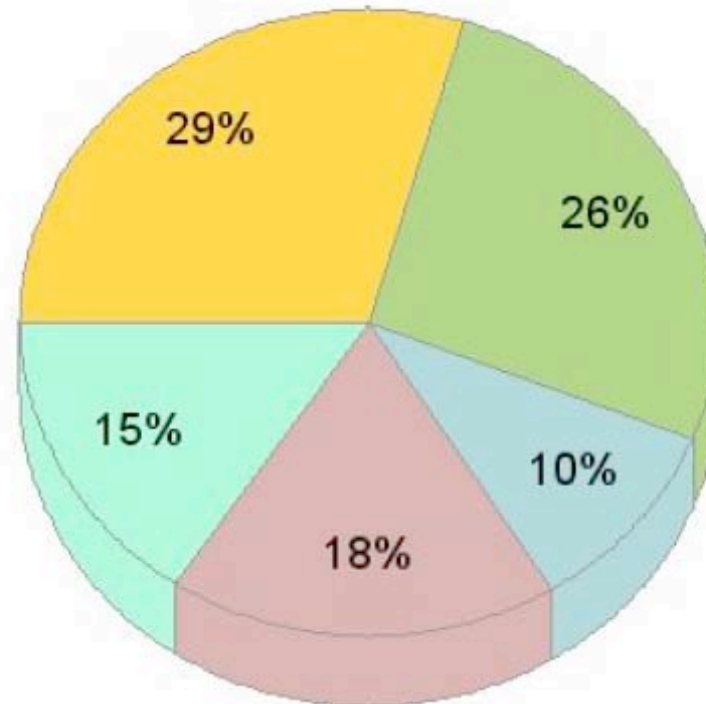


FACULTY SURVEY

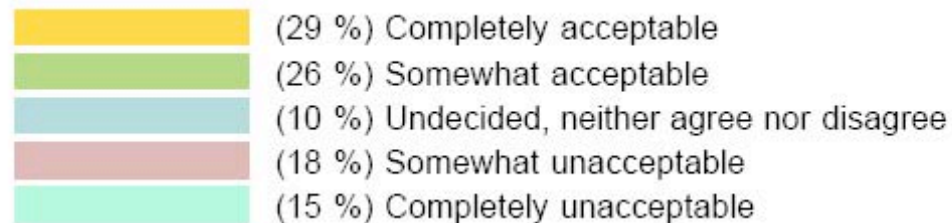
Grade Configurations: **K-6**, **7-8**, 9-12

Q3. Kindergarten through Grade 6 would attend elementary school and Grades 7 and 8 would attend middle school.

N = 557



55%
of Responses
“Completely”
or
“Somewhat
Acceptable”

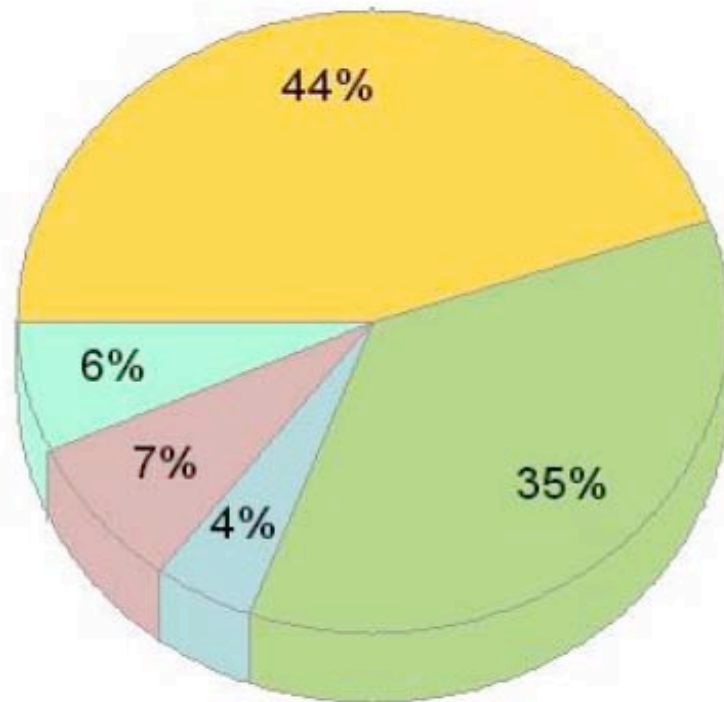


COMMUNITY/PARENT SURVEY

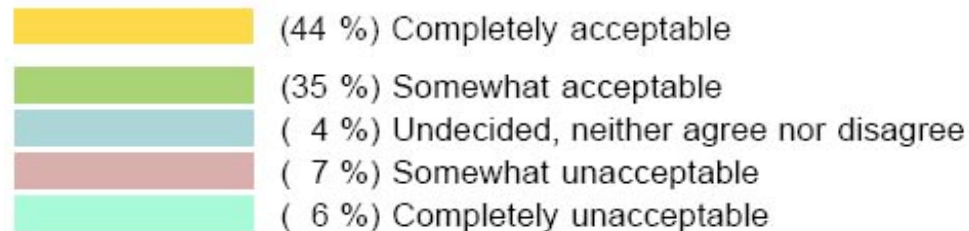
Grade Level Configurations: K-5, **6-8**, 9-12

Q2. Kindergarten through Grade 5 would attend elementary school and Grades 6 through 8 would attend middle school.

N = 307



85%
of Responses
“Completely”
or
“Somewhat
Acceptable”

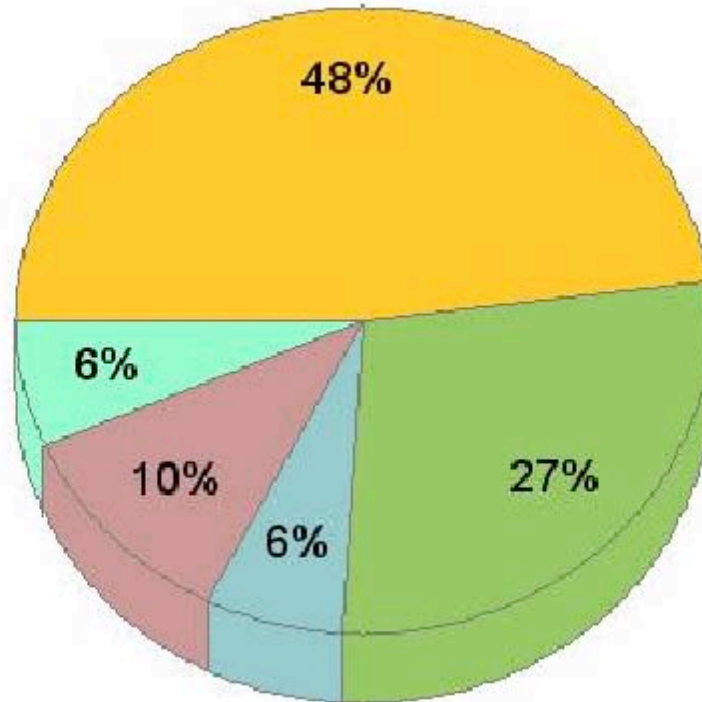


FACULTY SURVEY

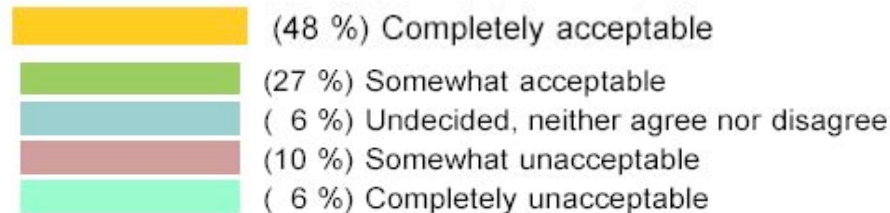
Grade Level Configurations: K-5, **6-8**, 9-12

Q2. Kindergarten through Grade 5 would attend elementary school and Grades 6 through 8 would attend middle school.

N = 557



75%
of Responses
“Completely”
or
“Somewhat
Acceptable”

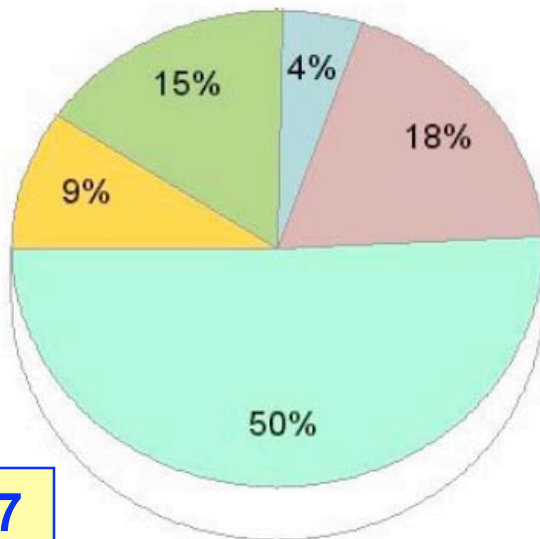


GRADE SPAN SURVEY RESULTS

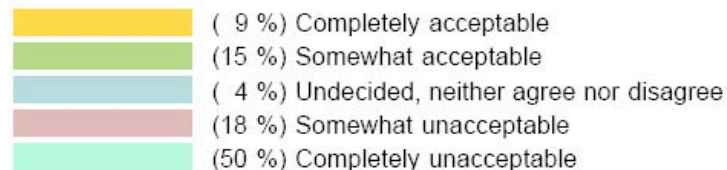
Configuration: K-4, **5-8**, 9-12

Community & Parents

68% Not Acceptable

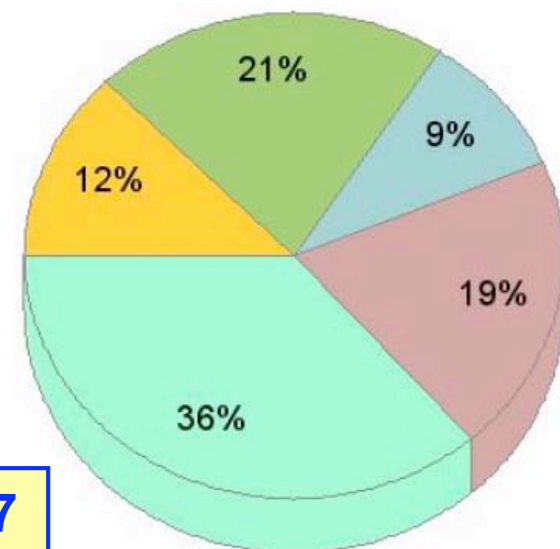


N = 307

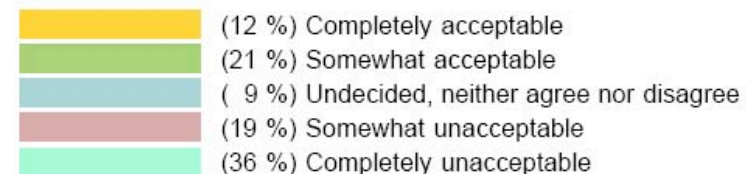


Faculty

54% Not Acceptable



N = 557



Future Opportunities & Efficiencies

- Continuum of Academic Support: 6-8
- Continuity of Student Services: 6-8
- Re-programming Grade 6 (Examples):
 - Interdisciplinary Studies: MST, Fine Arts, Career Preparation, Technology Integration
 - Expanded Health & Wellness Education
 - Learning Laboratories & Guided Research
- Efficiencies (Examples):
 - Facility/Equipment Upgrades → 3 Bldgs. Not 10
 - Staff Training and Program Development
 - Reduction of Itinerant Staffing